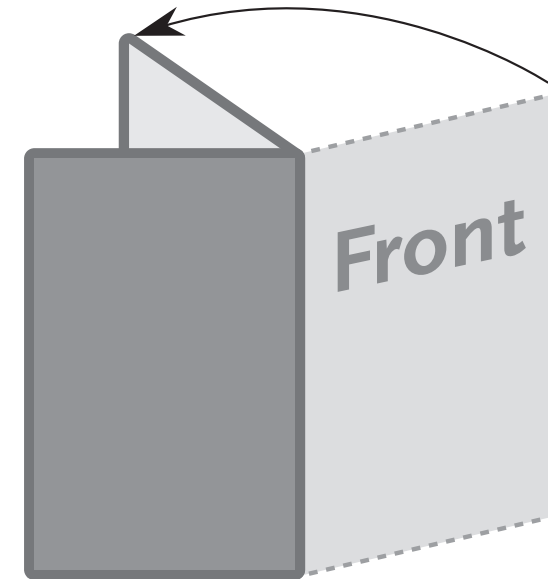


Outside Back Panel







Panel Dimensions: 5.5" x 8.5"

Outside Front Panel

Panel Dimensions: 5.5" x 8.5"



LEGEND

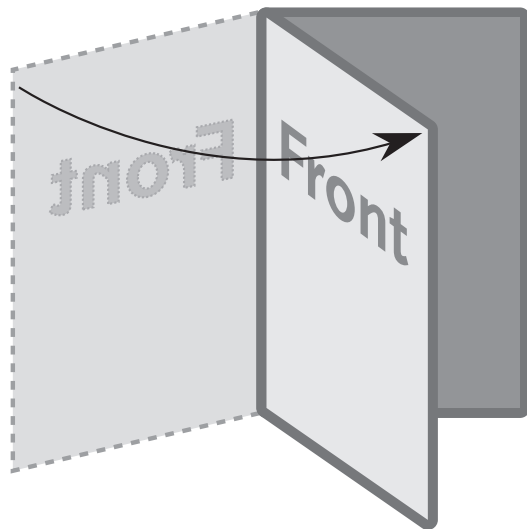
-  **RED AREA:** This is the bleed area. This area extends 1/8" past the edge of the finished brochure. All color, artwork, and images that are to go to the edge of the finished brochure need to extend to here. Content in this area will almost certainly be cut off.
-  **BLUE AREA:** This area is not a safe area for content. It extends 1/8" inside of the edge of the finished brochure. Content in this area will most likely appear on the finished brochure, but it could possibly get cut off.
-  **YELLOW AREA:** This area is the gutter. This area extends 1/8" away from the folds in the brochure. Content in this area will appear on the finished brochure. Potentially content in this area could get folded.
-  **WHITE AREA:** These areas are safe areas. They are at least 1/8" away from all folds and cuts. Anything within this area will print and be shown on the final brochure.
-  **FOLD MARKS:** These marks indicate where the brochure will be folded.
-  **CROP MARKS:** These marks indicate where the finished brochure will be trimmed. All critical content should be kept at least 1/8" away from these edges. Additionally, all items that are to bleed (print to the edge of the finished brochure) should extend 1/8" past these edges.

Half Fold Brochure / Card 5.5" x 8.5"


mimeo.comSM

Inside Left Panel







Panel Dimensions: 5.5" x 8.5"



Inside Right Panel

Panel Dimensions: 5.5" x 8.5"

LEGEND

-  **RED AREA:** This is the bleed area. This area extends 1/8" past the edge of the finished brochure. All color, artwork, and images that are to go to the edge of the finished brochure need to extend to here. Content in this area will almost certainly be cut off.
-  **BLUE AREA:** This area is not a safe area for content. It extends 1/8" inside of the edge of the finished brochure. Content in this area will most likely appear on the finished brochure, but it could possibly get cut off.
-  **YELLOW AREA:** This area is the gutter. This area extends 1/8" away from the folds in the brochure. Content in this area will appear on the finished brochure. Potentially content in this area could get folded.
-  **WHITE AREA:** These areas are safe areas. They are at least 1/8" away from all folds and cuts. Anything within this area will print and be shown on the final brochure.
-  **FOLD MARKS:** These marks indicate where the brochure will be folded.
-  **CROP MARKS:** These marks indicate where the finished brochure will be trimmed. All critical content should be kept at least 1/8" away from these edges. Additionally, all items that are to bleed (print to the edge of the finished brochure) should extend 1/8" past these edges.